

NATURAL



NATURAL

Natural reinterpreta le essenze dei legni tradizionali valorizzandone la bellezza estetica. Un grande formato, che permette di posare questo maxilegno in ogni tipo di spazio, sia residenziale che commerciale.



Natural reinvents traditional woods, enhancing their beauty and elegance. Its generous measurements mean users can lay this maxi wooden-effect tile anywhere, both in homes and businesses.

Natural réinterprète les essences des bois traditionnels en en valorisant la beauté esthétique. Un grand format qui permet de poser ce maxi-bois dans tout type d'espace, résidentiel et commercial.

Natural interpretiert die traditionellen Holzarten neu, indem die ästhetische Schönheit zur Geltung gebracht wird. Ein großes Format, das es ermöglicht, dieses Maxi-Holz in jeder Art Raum, d.h. sowohl in Wohn- als auch in Geschäftsräumen, zu verlegen.

NATURAL

DIGITAL
TECHNOLOGY

PORCELLANATO
IMPASTO COLORATO

GRANDI FORMATI BIG FORMATS

25x150
10"x59"

20x120
8"x47,2"



BETULLA

ROVERE
CHIARO

The image is a vertical collage of four wood textures. From top to bottom: 1. A light-colored wood with a prominent, wavy grain pattern. 2. A medium-brown wood with a straight, vertical grain and some small knots. 3. A dark brown wood with a straight grain and a prominent knot. 4. A greyish-brown wood with a wavy grain and a large, circular knot. The text labels are centered on each section.

OLMO

ROVERE
SCURO

NOCE
EUROPEO

NOCE
CENERE

NATURAL

Betulla 25x150



Betulla 25x150







NATURAL

Noce Cenere 25x150



Noce Cenere 20x120







NATURAL

Noce Europeo 25x150



Noce Europeo 25x150





Olmo 20x120







Olmo 20x120



NATURAL

Olmo 20x120







NATURAL

Rovere Scuro



Rovere Scuro 25x150





NATURAL

Rovere Chairo 20x120 - 25x150







Rovere Chiaro 20x120



NATURAL

Rovere Chiaro 20x120
Rovere Chiaro 25x150





NATURAL

Betulla



NT25210 Natural Betulla **638**
25x150 10"x59"



NT12210 Natural Betulla **625**
20x120 8"x47,2"

Noce Cenere



NT12240 Natural Noce Cenere **625**
20x120 8"x47,2"



NT25240 Natural Noce Cenere **638**
25x150 10"x59"

Olmo



NT25280 Natural Olmo **638**
25x150 10"x59"




NT12280 Natural Olmo **625**
20x120 8"x47,2"

Noce Europeo



NT12250 Natural Noce Europeo **625**
20x120 8"x47,2"



NT25250 Natural Noce Europeo **638**
25x150 10"x59"

NATURAL

Rovere Chiaro



NT25220 Natural Rovere Chiaro **638**
25x150 10"x59"



NT12220 Natural Rovere Chiaro **625**
20x120 8"x47.2"

Rovere Scuro



NT12260 Natural Rovere Scuro **625**
20x120 8"x47.2"



NT25260 Natural Rovere Scuro **638**
25x150 10"x59"

Decori



NTMM10 Natural Betulla Mix 535
30x30 12"x12"



NTMM80 Natural Olmo Mix 535
30x30 12"x12"



NTMM20 Natural Rovere Chiaro Mix 535
30x30 12"x12"




NTML10 Natural Betulla Mix Linear 566
30x30 12"x12"



NTML80 Natural Olmo Mix Linear 566
30x30 12"x12"



NTML20 Natural Rovere Chiaro Mix Linear 566
30x30 12"x12"



NTMM40 Natural Noce Cenere Mix 535
30x30 12"x12"




NTMM50 Natural Noce Europeo Mix 535
30x30 12"x12"




NTMM60 Natural Rovere Scuro Mix 535
30x30 12"x12"



NTML40 Natural Noce Cenere Mix Linear 566
30x30 12"x12"



NTML50 Natural Noce Europeo Mix Linear 566
30x30 12"x12"



NTML60 Natural Rovere Scuro Mix Linear 566
30x30 12"x12"



NATURAL OUT

Noce Europeo Out 20x120





NATURAL OUT

Betulla

Noce
Cenere



NT122100 Natural Betulla Out [629](#)
20x120 8"x47,2"

NT122400 Natural Noce Cenere Out [629](#)
20x120 8"x47,2"

Olmo

Noce
Europeo

Rovere
Chiaro

Rovere
Scuro



NT122800 Natural Olmo Out 629
20x120 8"x47,2"



NT122500 Natural Noce Europeo Out 629
20x120 8"x47,2"



NT122200 Natural Rovere Chiaro Out 629
20x120 8"x47,2"

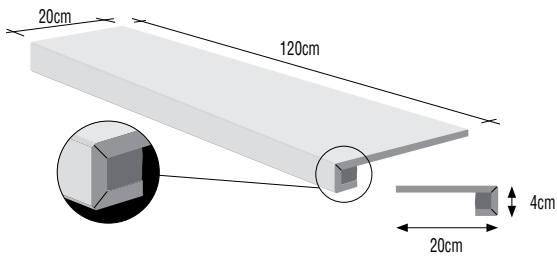


NT122600 Natural Rovere Scuro Out 629
20x120 8"x47,2"

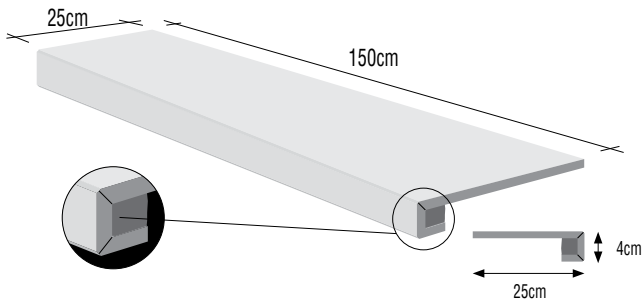
Pezzi Speciali - Special Pieces

NTB2010	Battiscopa Natural Betulla
NTB2020	Battiscopa Natural Rovere Chiaro
NTB2040	Battiscopa Natural Noce Cenere
NTB2050	Battiscopa Natural Noce Europeo
NTB2060	Battiscopa Natural Rovere Scuro
NTB2080	Battiscopa Natural Olmo

6x120 2,4"x47"	538
6x120 2,4"x47"	538
6x120 2,4"x47"	538
6x120 2,4"x47"	538
6x120 2,4"x47"	538
6x120 2,4"x47"	538



NTS2010	Scalino Costa Retta Betulla	20x120 8"x47"	775
NTS2020	Scalino Costa Retta Rovere Chiaro	20x120 8"x47"	775
NTS2040	Scalino Costa Retta Noce Cenere	20x120 8"x47"	775
NTS2050	Scalino Costa Retta Noce Europeo	20x120 8"x47"	775
NTS2060	Scalino Costa Retta Rovere Scuro	20x120 8"x47"	775
NTS2080	Scalino Costa Retta Olmo	20x120 8"x47"	775



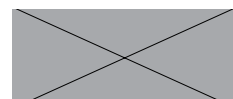
NTS2510	Scalino Costa Retta Betulla	25x150 10"x59"	864
NTS2520	Scalino Costa Retta Rovere Chiaro	25x150 10"x59"	864
NTS2540	Scalino Costa Retta Noce Cenere	25x150 10"x59"	864
NTS2550	Scalino Costa Retta Noce Europeo	25x150 10"x59"	864
NTS2560	Scalino Costa Retta Rovere Scuro	25x150 10"x59"	864
NTS2580	Scalino Costa Retta Olmo	25x150 10"x59"	864

Imballi - Packing - Verpackung - Emballage - Embalaje
DIGITAL TECHNOLOGY **PORCELLANATO**
IMPASTO COLORATO
NATURAL

Formato Size Format Format Formato	Pezzi/Scatola Pieces/Box Stück/Karton Pieces/Boîte Piezas/Caja	Mq./Scatola Sq.m./Box Qm./Karton M ² /Boîte Mq./Caja	Kg./Scatola Kg./Box Kg./Karton Kg./Boîte Kg./Caja	Scatole/Pallet Boxes/Pallet Kartons/Palette Boîte/Palette Caja/Pallet	Mq./Pallet Sq.m./Pallet Qm./Palette M ² /Palette Mq./Pallet	Kg./Pallet Kg./Pallet Kg./Palette Kg./Palette Kg./Pallet	Spessore Thickness Stärke Epaisseur Espesor
20x120	6	1,410	33,40	42	59,22	1.423	10,5 mm
20x120 out	6	1,410	33,40	42	59,22	1.423	10,5 mm
25x150	3	1,125	27,80	36	40,50	1.021	10,5 mm
30x30 mix	4	-	-	-	-	-	-
30x30 mix linear	4	-	-	-	-	-	-
35x35 mix trapezi	4	-	-	-	-	-	-

Dati tecnici secondo norme - Technical data conform to - Caractéristiques techniques d'après normes - Technische Daten nach den Normen
EN 14411 B I, GL

			NATURAL IN	NATURAL OUT			NATURAL IN	NATURAL OUT	
	Caratteristiche tecniche Technical data Caractéristiques techniques Technische Daten	Norme Norms Normes Norm	Valori ascot Value ascot Valeur ascot Wert ascot	Valori ascot Value ascot Valeur ascot Wert ascot		Caratteristiche tecniche Technical data Caractéristiques techniques Technische Daten	Norme Norms Normes Norm	Valori ascot Value ascot Valeur ascot Wert ascot	Valori ascot Value ascot Valeur ascot Wert ascot
	Resistenza all'abrasione Abrasion resistance Résistance à l'abrasion Abrasionswiderstandigkeit	ISO 10545-7	PEI V	PEI V		Resistenza attacco chimico Chemical resistance Résistance chimique Chemische beständigkeit	ISO 10545-13	Resiste Resists Resiste Bestanding	Resiste Resists Resiste Bestanding
	Assorbimento d'acqua Water absorption Absorption d'eau Wasseraufnahme	ISO 10545-3	≤ 0,5 %	≤ 0,5 %		Resistenza alle macchie Stain resistance Résistance aux taches Fleckenfestigkeit	ISO 10545-14	Totale Complete Totale Absolut	Totale Complete Totale Absolut
	Resistenza alla flessione Breaking modulus Résistance à la flexion Biegefestigkeit	ISO 10545-4	40÷55 N/mm²	40÷55 N/mm²		Resistenza al gelo Resistance to frost Résistance au gel Frostbeständigkeit	ISO 10545-12	Non gelive Frost proof Ingelif Frostsicher	Non gelive Frost proof Ingelif Frostsicher
	Durezza Mohs Mohs hardness Dureté Mohs Haerte Mohs	UNI 101	8	9		Scivolamento B.C.R.A. Slipperiness B.C.R.A. Degré de glissement B.C.R.A. Rutschhemmung B.C.R.A.	TORTUS	WET 0,40 DRY 0,40	WET 0,85 DRY 0,75
	Scivolosità Slipperiness Degré de glissement Rutschhemmung	DIN 51130	R 10	R 11		Scivolosità Slipperiness Degré de glissement Rutschhemmung	ANSI A137-1	> 0,42	> 0,80
	Resistenza allo scivolamento Slip resistance Résistance au glissement Rutschhemmung	DIN 51097	A+B	A+B+C		Stonizzazione Shading Denuançage Spielfarbig		V2/V3	V2/V3





CERAMICHE
ASCOT S.P.A.
VIA CROCE, 80 - 41014
SOLIGNANO (MO) ITALY
TEL +39 059 77.84.11
FAX +39 059 77.84.44/43
info@ascot.it
www.ascot.it

